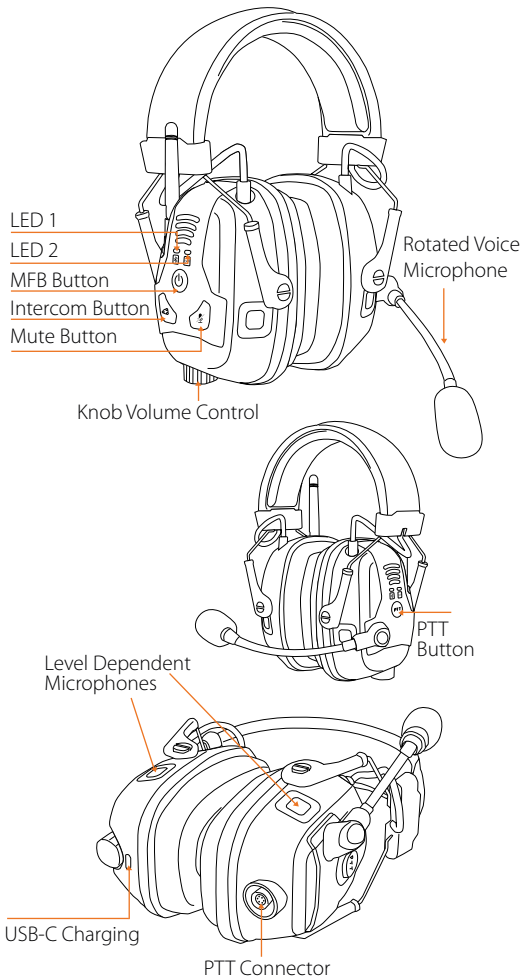


crew HEADSET POCKET GUIDE

Powered by:
cardo crew PRO-1



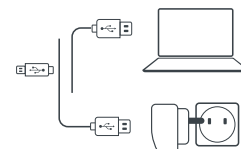
KNOW YOUR DEVICE



OPERATING THE CREW HEADSET

Charging the device via standard USB A to USB-C cable:

- Charging
- Charging complete



Fully Charge the Crew Headset Before First-Time Use.

The CREW Headset is designed to be operated via:

- Natural voice commands using the "Hey Cardo" as an activation word
- Buttons
- Mobile app - optional



MAN00568 - MAN CREW HEADSET - POCKET GUIDE_A01



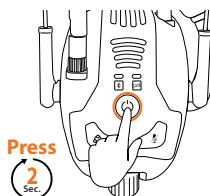
support@cardocrew.com



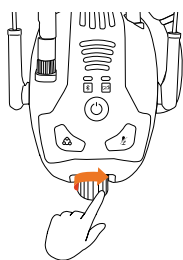
GETTING STARTED



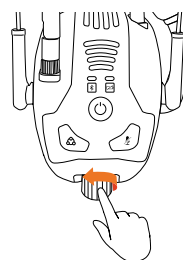
On/ Off



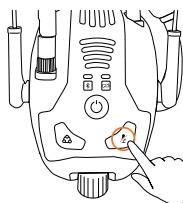
Volume Up



Volume Down



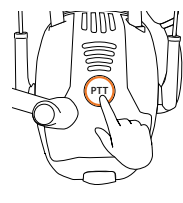
Mute



Press and Hold



PTT Push To Talk



Press and Hold

VOICE COMMANDS - ALWAYS ON!



- "Hey Cardo, **radio on**"
- "Hey Cardo, **radio off**"
- "Hey Cardo, **next station**"
- "Hey Cardo, **previous station**"



- "Hey Cardo, **music on**"
- "Hey Cardo, **music off**"
- "Hey Cardo, **next track**"
- "Hey Cardo, **previous track**"



- "Hey Cardo, **volume up**"
- "Hey Cardo, **volume down**"
- "Hey Cardo, **mute audio**"
- "Hey Cardo, **unmute audio**"



- "Hey Cardo, **speed dial**"
- "Hey Cardo, **redial number**"
- **Answer**
- **Ignore**



- "Hey Siri"
- "Ok Google"



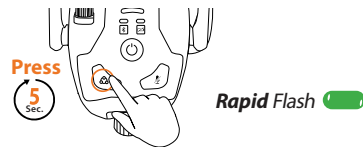
- "Hey Cardo, **battery status**"
- "Hey Cardo, **command list**"



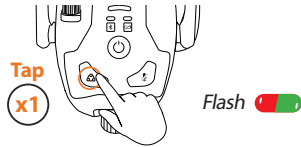
- "Hey Cardo, **emergency**"
- "Hey Cardo, **private chat on**"
- "Hey Cardo, **private chat off**"
- "Hey Cardo, **what is my channel?**"

INTERCOM SET-UP

- 1 Create / Join a new Intercom Group**
Admin + all group members / new member



- 2 ONLY THE ADMIN (Group Creator)**

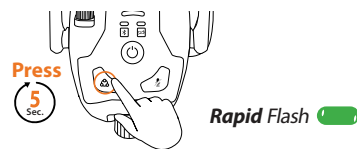


Grouped successfully Flash

STOP GROUPING PROCESS

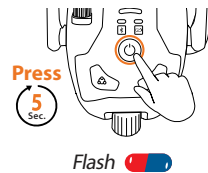


CANCEL GROUPING



MOBILE PHONE PAIRING

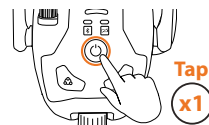
- 1 Initiate/Cancel Bluetooth Pairing (Mobile Phone)**
- 2 Pair Phone**



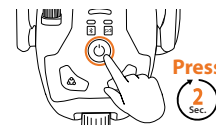
Search for Bluetooth devices in your mobile phone, accept device.

MOBILE PHONE FUNCTIONS

- Answer/ End a Call**
- Reject a Call**



Alternatively, you can tap any button to answer an incoming call

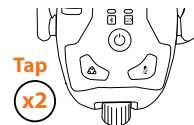


Alternatively, you can long press any button to reject an incoming call

PRIVATE CHAT

Chat privately with one of the group members

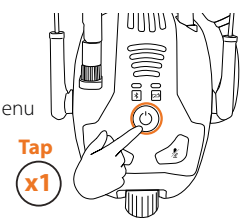
- 1 Choose member for private chat via Mobile App**
- 2 Start / Stop chat**



BLUETOOTH & LEISURE FUNCTIONS

MFB Multi Function Button

To Initiate Voice Menu



You will hear a list of commands

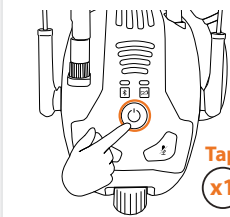
Mobile Phone Functions

- Speed Dial
- Redial
- Voice Dial

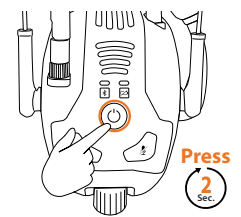
Audio Mute/Unmute

Music

- On/off
 - Next track
 - Previous track
- #### FM Radio
- On/off
 - Next station
 - Previous station
 - Auto scan



Tap once you hear the command you wish to operate

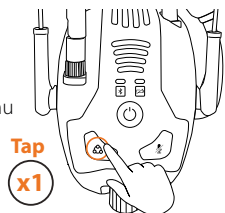


Press to exit the menu

INTERCOM GROUP AND SAFETY FUNCTIONS

Intercom Button:

To Initiate Voice Menu



You will hear a list of commands

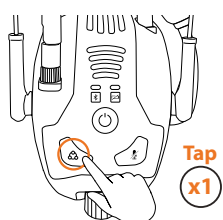
- Group Mute/Unmute
- Private Chat
 - Start
 - Stop
- Emergency Call
- Channel management (Opens channels menu)
- Two-Way Radio Sharing on/off

Level Dependence

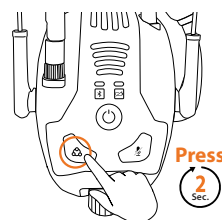
- On/off
- Volume control

Self-hearing

- On/off
- Volume control



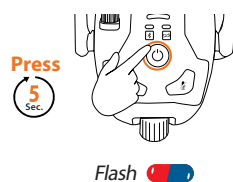
Tap once you hear the command you wish to operate



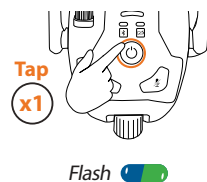
Press to exit the menu

2 WAY RADIO PAIRING

- 1 Initiate / Cancel Bluetooth Pairing (2 Way Radio)**
- 2 Choose 2 Way Radio Pairing Slot**
- 3 Pair 2 Way Radio device**



- 2 Choose 2 Way Radio Pairing Slot**



- 3 Pair 2 Way Radio device**

Search Bluetooth devices on your 2 Way Radio device and choose "Cardo PRO-1"

Paired successfully Flash

KEY BENEFITS

Intercom System, Dynamic Mesh Communications (DMC™) - Meet the CREW HEADSET, a uniquely dynamic intercom system with self-healing capabilities that connects up to 15 randomly moving team members. The always-on, full-duplex, hands-free communication technology is a 100% autonomous network (no need for any base station), designed to perform under the toughest environments.

Full-Duplex Communication Technology
Multiple intercom networks can operate in the same terrain allowing several teams to speak simultaneously without interruption.

Hands-Free Operation
Natural Voice Operation and Always on Communication allow hands free operation – no need to press buttons or turn dials. The always-on communication technology provides the utmost in safety. Team members can operate/activate the system simply by voice commands such as "Radio On," allowing team members to keep their hands free and focus on their tasks.

100% Autonomous Network
With the PRO-1, no additional base station is necessary, so it works anywhere without the need for additional equipment. Autonomous networks allow team communication where standard systems are blocked or are non-operational.

Level Dependent / Listen Through - Reduces impulse noises and allows ambient noise including amplification of the human voice.